

Full-color Power SMD 6mm (130° Viewing Angle)

OVSPRGBCR4

- Surface mount RGB designed for high current drive
- Low thermal resistance—20K/W
- Ultra low profile of 1.5mm
- High flux output

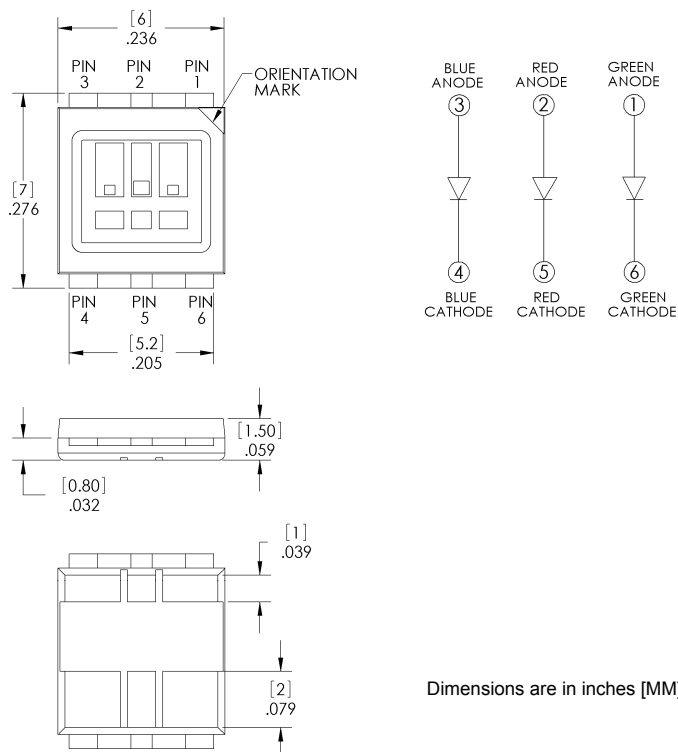


The **OVSPRGBCR4** is an energy-efficient packaged LED source that offers high luminance, and a long operating lifespan. This full-color power device offers a 130° viewing angle and an ultra-low profile (1.5mm) making it highly suitable for conventional lighting and specialized applications. Optional optics are offered to suit application. Please contact OPTEK for more information.

Applications

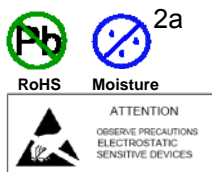
- Automotive exterior and interior lighting
- Architectural indoor and outdoor lighting
- General lighting
- LED backlighting

Part Number	Viewing Angle	Emitted Color	Typical Intensity (mcd)	Lens Color
OVSPRGBCR4	130°	Red	9000	Water Clear
		Green	14000	Water Clear
		Blue	3550	Water Clear



Dimensions are in inches [MM]

DO NOT LOOK DIRECTLY AT LED WITH UNSHIELDED EYES OR DAMAGE TO RETINA MAY OCCUR.



OPTEK reserves the right to make changes at any time in order to improve design and to supply the best product possible.

Full-color Power SMD 6mm OVSPRGBCR4

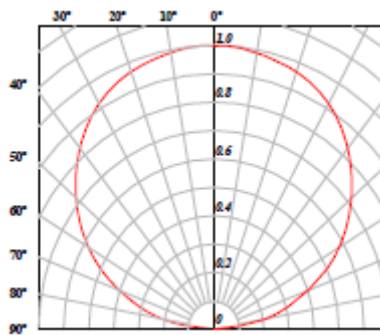
Absolute Maximum Ratings $T_A = 25^\circ\text{C}$

Storage Temperature Range	-40 ~ +100° C
Operating Temperature Range	-40 ~ +100° C
Reverse Voltage	5 V
DC forward current (per chip)	250 mA
Peak Pulse Current (per chip) ($T_P \leq 10$ msec, $D \leq 10\%$)	500 mA
Electrostatic Discharge (ESD Threshold [HBM])	Class 2
Moisture Sensitivity Level (IPC/JEDEC J-STD-020C)	2a / 672 Hrs
LED Junction Temperature	125° C

Optical and Electrical Characteristics ($I_F = 250$ mA, $T_A = 25^\circ\text{C}$)

SYMBOL	PARAMETER	MIN	TYP	MAX	UNITS	
V_F	Forward Voltage	Red	2.0	2.3	2.8	V
		Green	3.0	3.4	3.8	V
		Blue	3.0	3.4	3.8	V
I_V	Luminous Intensity	Red	7,150	9,000	11,250	mcd
		Green	9,000	14,000	18,000	mcd
		Blue	2240	3550	5,600	mcd
λ_D	Dominant Wavelength	Red	619	625	625	nm
		Green	520	525	535	nm
		Blue	460	465	475	nm
$2\Theta_{1/2}$	Beam Angle	----	130	----	deg	

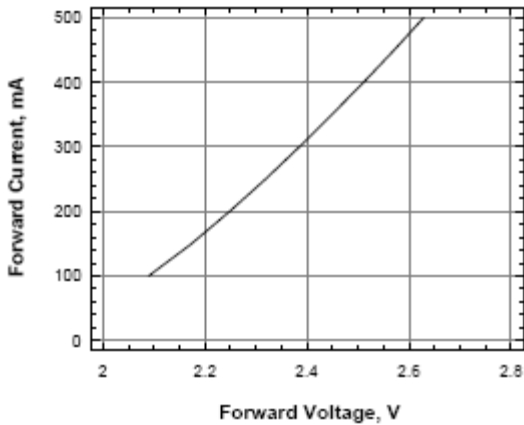
Beam Angle



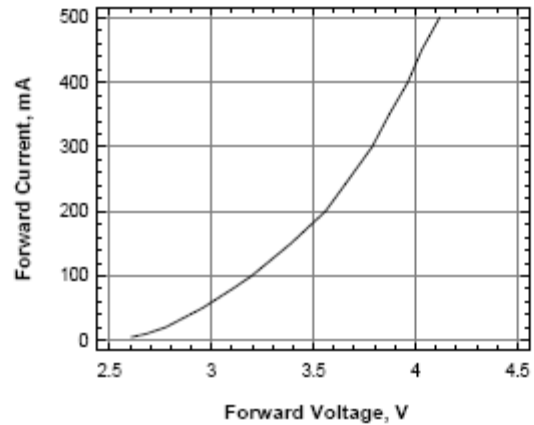
OPTEK reserves the right to make changes at any time in order to improve design and to supply the best product possible.

Typical Electro-Optical Characteristics Curves

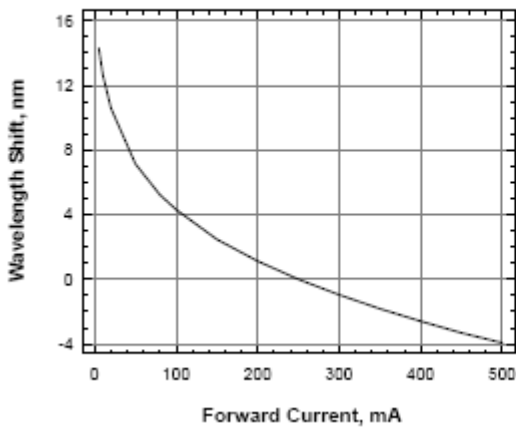
Forward Current Vs Forward Voltage (Red)



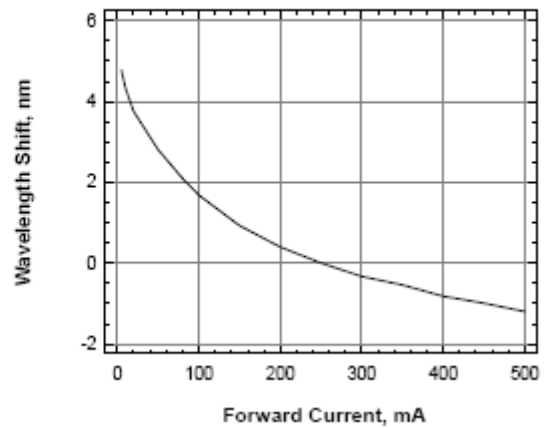
Forward Current Vs Forward Voltage (Blue and True Green)



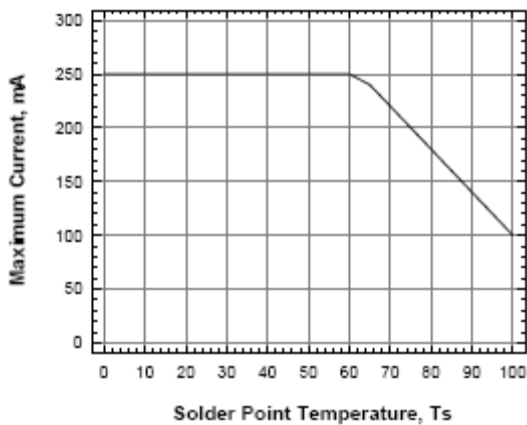
Wavelength Shift Vs Forward Current (True Green)



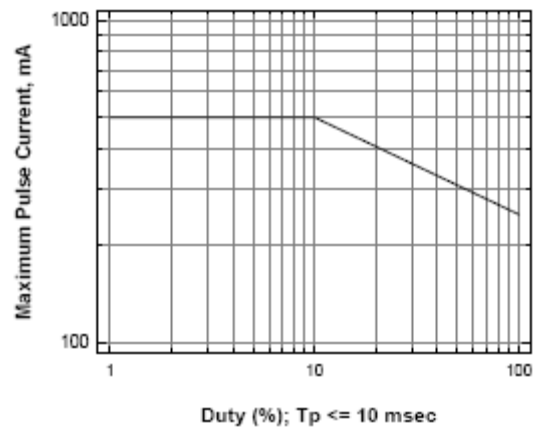
Wavelength Shift Vs Forward Current (Blue)



Maximum Current Vs Solder Point Temperature



Maximum Pulse Current Vs Duty Cycle



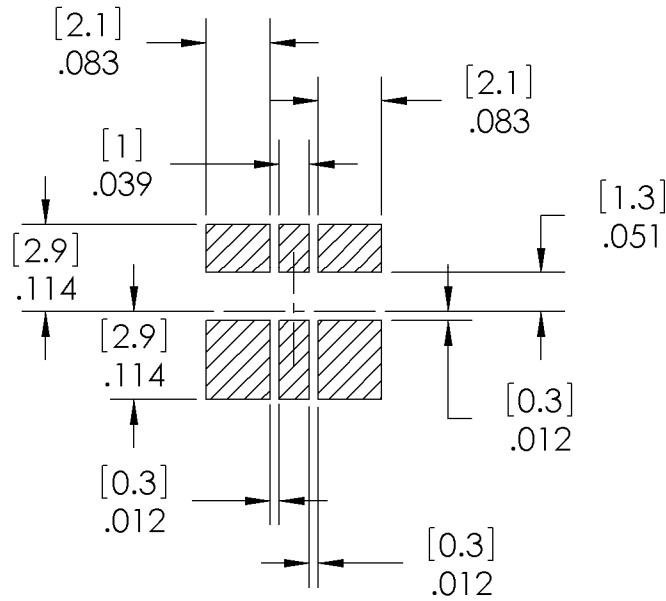
OPTEK reserves the right to make changes at any time in order to improve design and to supply the best product possible.

Full-color Power SMD 6mm OVSPRGBCR4

Solder Pad Design

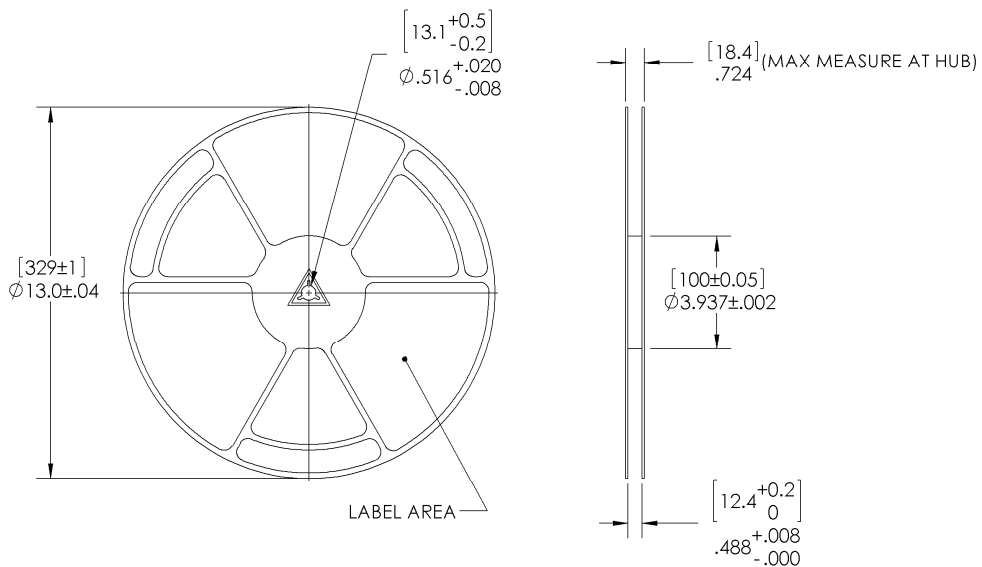
Note: Metal core circuit board (MCPCB) is highly recommended for applications.

SOLDER PAD DESIGN



Reel Dimensions: 13-inch reel

REEL DIMENSIONS (ϕ 13 INCH [329])

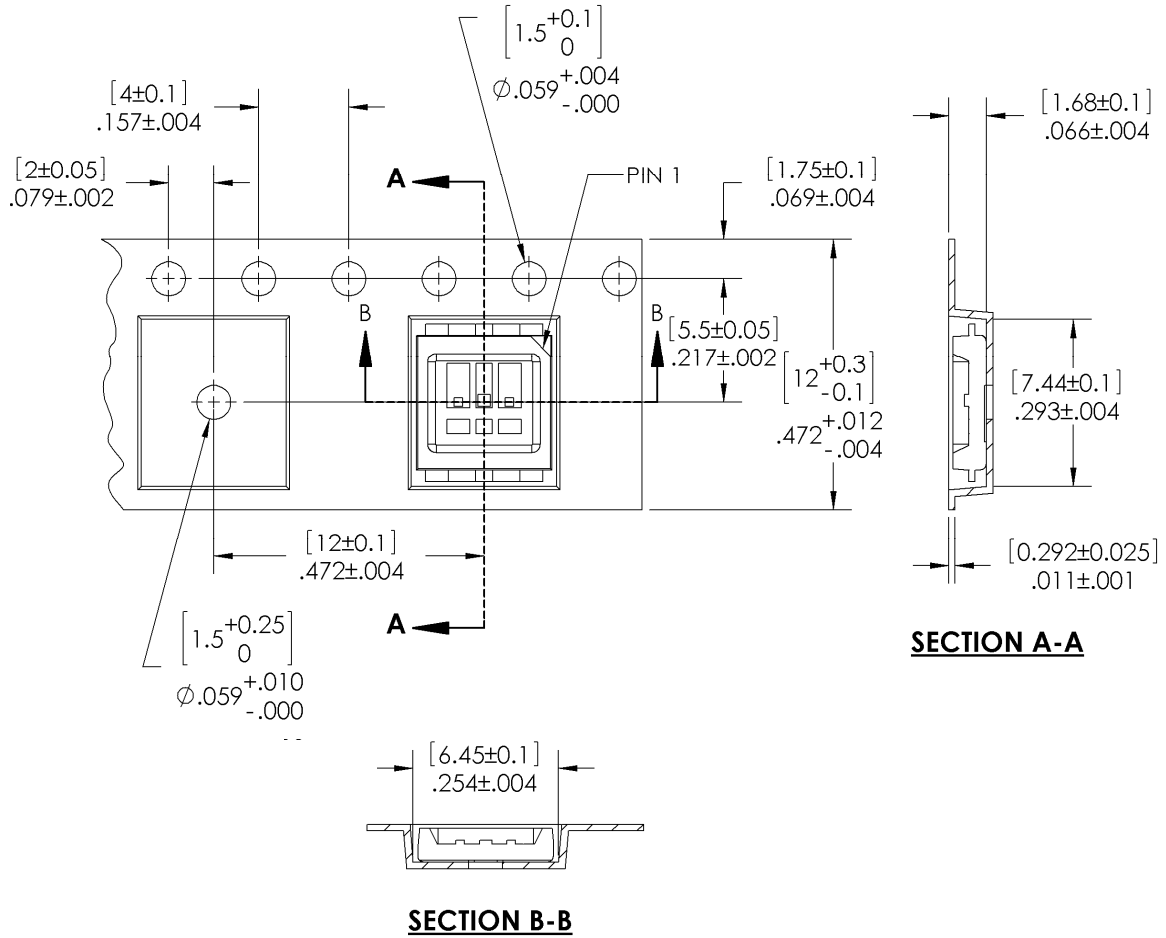


DIMENSIONS ARE IN INCHES [MM]

OPTEK reserves the right to make changes at any time in order to improve design and to supply the best product possible.

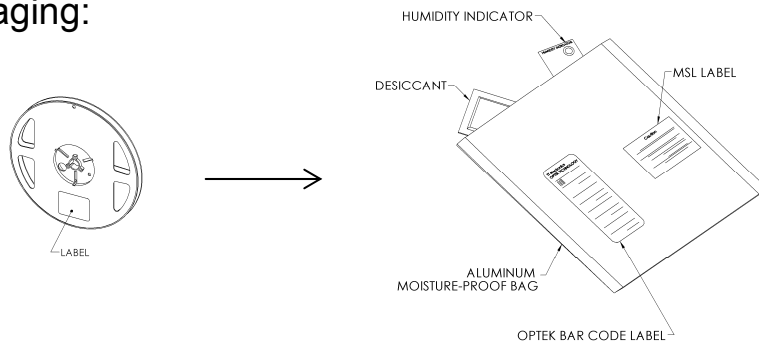
Full-color Power SMD 6mm OVSPRGBCR4

Carrier Tape Dimensions: Loaded quantity 1000 pieces per reel



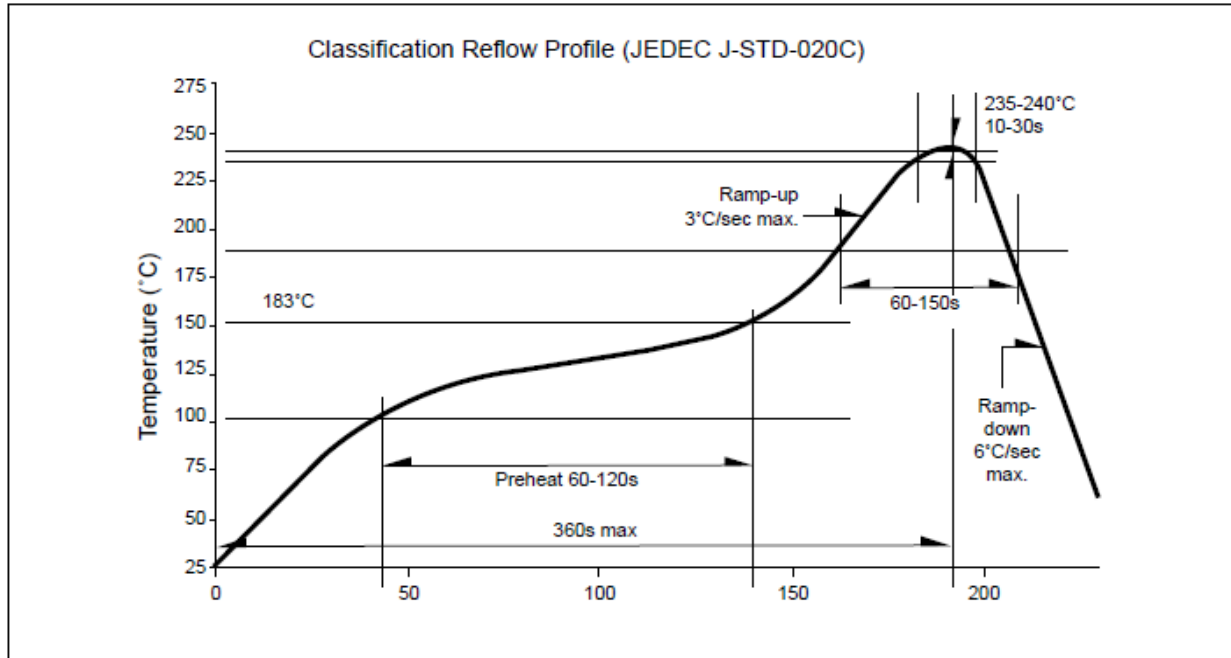
DIMENSIONS ARE IN INCHES [MM]
TOLERANCES ARE $\pm .004$ [.10] UNLESS OTHERWISE SPECIFIED

Moisture Resistant Packaging:

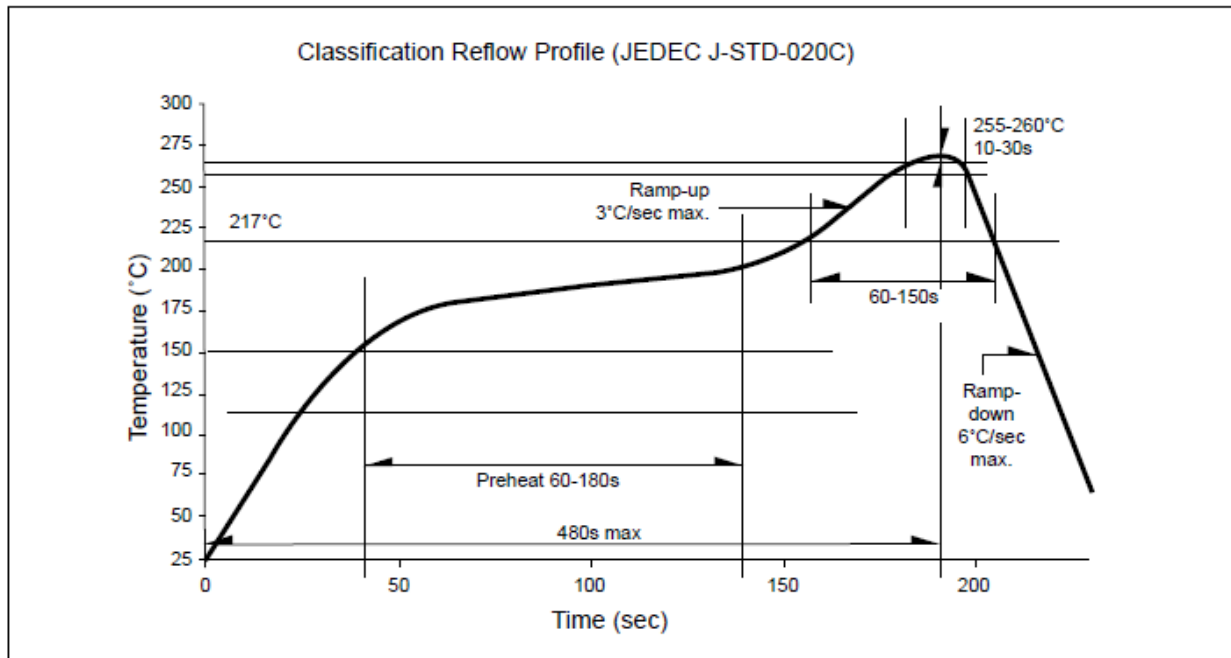


OPTEK reserves the right to make changes at any time in order to improve design and to supply the best product possible.

Recommended Sn-Pb IR-Reflow Soldering Profile



Recommended Pb-free Soldering Profile



OPTEK reserves the right to make changes at any time in order to improve design and to supply the best product possible.